



LEE & ASSOCIATES
GREENVILLE/SPARTANBURG

1721 WHITE HORSE ROAD

±90,000 SF FOR LEASE OR ENTIRE BUILDING FOR SALE
IN GREENVILLE, SC | ±0.4 MILES TO INTERSTATE 85

LEASE RATE:

\$5.95/sf

CALL FOR SALES PRICE

PRESENTED BY:

Randall Bentley, SIOR, CCIM
President/Managing Principal
864.444.2842
rbentley@lee-associates.com

Micah Williams
Senior Associate
864.477.0455
mwilliams@lee-associates.com



CONFIDENTIAL DISCLAIMER

This package contains selected information pertaining to the Property and does not purport to be a representation of the state of affairs of the Property or the Owner, to be all-inclusive or to contain all or part of the information which prospective investors may require to evaluate a purchase of real property. All references to acreages, square footages, and other measurements are approximations. Additional information and an opportunity to inspect the Property will be made available to any interested persons. In this package, certain documents are described in summary form. These summaries do not purport to be complete nor necessarily accurate descriptions of the material referenced. Interested parties are expected to review all such summaries and other documents of whatever nature independently and not rely on the contents of this package in any manner.

Neither the Owner or Lee & Associates-Greenville/Spartanburg nor any of their respective officers, directors, employees, affiliates or representatives make any representation or warranty, express or implied, as to the accuracy or completeness of this Memorandum or any of its contents, and no legal commitment or obligation shall arise by reason of your receipt of this package or use of its contents; and you are to rely solely on your investigations and inspections of the Property in evaluating a possible purchase of the real property.

The Owner expressly reserves the right, at its sole discretion, to reject any and all expressions of interest or offers to purchase the Property, and/or to terminate discussions with any entity at any time with our without notice which may arise as a result of review of this package. The Owner shall have no legal commitment or obligation to any person reviewing this package or making an offer to purchase the Property unless and until written agreement(s) for the purchase of the Property have been fully executed, delivered and approved by the Owner and any conditions to the Owner's obligations therein have been satisfied or waived.



COMMERCIAL REAL ESTATE SERVICES

TABLE OF CONTENTS

3 PROPERTY OVERVIEW HIGHLIGHTS

4 PROPERTY OVERVIEW SPECIFICATIONS

7 PROPERTY OVERVIEW LOCATION

8 PROPERTY OVERVIEW DISTANCE TRACKER

9 PROPERTY OVERVIEW PHOTOS

PROPERTY OVERVIEW

PROPERTY HIGHLIGHTS



Industrial Manufacturing & Warehouse Ready

Specifically designed for industrial manufacturing and warehousing, the facility provides the robust infrastructure required for production and storage. Its layout and features cater to businesses needing a dedicated space for heavy-duty operations.



Heavy Power & Specialized Equipment

The facility offers heavy power availability along with features like a 2-ton overhead crane, multiple dock doors, and a drive-in door. These attributes are critical for operations that require substantial electrical capacity and specialized handling of goods.



Integrated Office Facilities

The building includes executive, administrative, and engineering office spaces, creating a built-in hub for management and support functions. This integration helps streamline operations and enhance communication between different business functions.



Prime Location & Access

Situated near I-85 and within close proximity to the Greenville Metro Area, the property benefits from excellent regional access and connectivity. The ample employee and trailer parking further supports efficient logistics and daily operations.



Extensive HVAC Coverage

With roughly 52,000 square feet of HVAC coverage across both office areas and the shop floor, the property is equipped to maintain optimal temperature and air quality. This feature is essential for preserving equipment and ensuring a comfortable work environment.



Immaculate & Move-In Ready

The property presents itself in an exceptionally clean and well-maintained condition, as evidenced by the interior and exterior visuals provided. This turnkey readiness means that tenants can occupy and start operations immediately without the need for extensive renovations or clean-up.

PROPERTY OVERVIEW

PROPERTY SPECIFICATIONS

PROPERTY ADDRESS	1721 White Horse Road
TYPE	Industrial/Flex
TOTAL AVAILABLE SF	±90,000 SF
TOTAL BUILDING SF	±123,314 SF
HVAC	±52,000 SF Conditioned
OFFICE SF	±8,808 SF
TAX MAP #	WG04000101200
COUNTY	Greenville
CITY LIMITS	No
ZONING	I-1
DOCKS	4 (Four)
DRIVE-INS	1 (One)
LOT SIZE	±8.80 Acres
CONSTRUCTION	Brick/Masonry
POWER	Heavy
PARKING	1.30/1,000 SF (6 H/C, 142 Spaces)
SPECIAL FEATURES	One 1 Ton Crane One 1/2 Ton Crane



PROPERTY OVERVIEW

PROPERTY SPECIFICATIONS

SECTION A: $\pm 26,000$ SF

12' Clear Height

Warehouse Restrooms:

Women's (5 Stalls, 3 Sinks)

Men's (2 Stalls, 1 Urinal, 2 Sinks)

Eye Wash Area

HVAC

Office Restrooms:

Women's (2 Stalls, 1 Sink)

Men's (1 Stall, 1 Urinal, 1 Sink)

SECTION B: $\pm 26,000$ SF

1 Half Ton Crane

1 2,200 lb Crane

Restrooms:

Women's (5 Stalls, 2 Sinks)

Men's (2 Stalls, 1 Urinal, 2 Sinks)

Clear Height Beam: 12'9"

Clear A/C: 10'7"

HVAC

SECTION C: $\pm 38,000$ SF

24' 2" Clear Height

26' x 29' Column Spacing

Gas Heaters (6)

Dock 1: 8' x 10' Seal

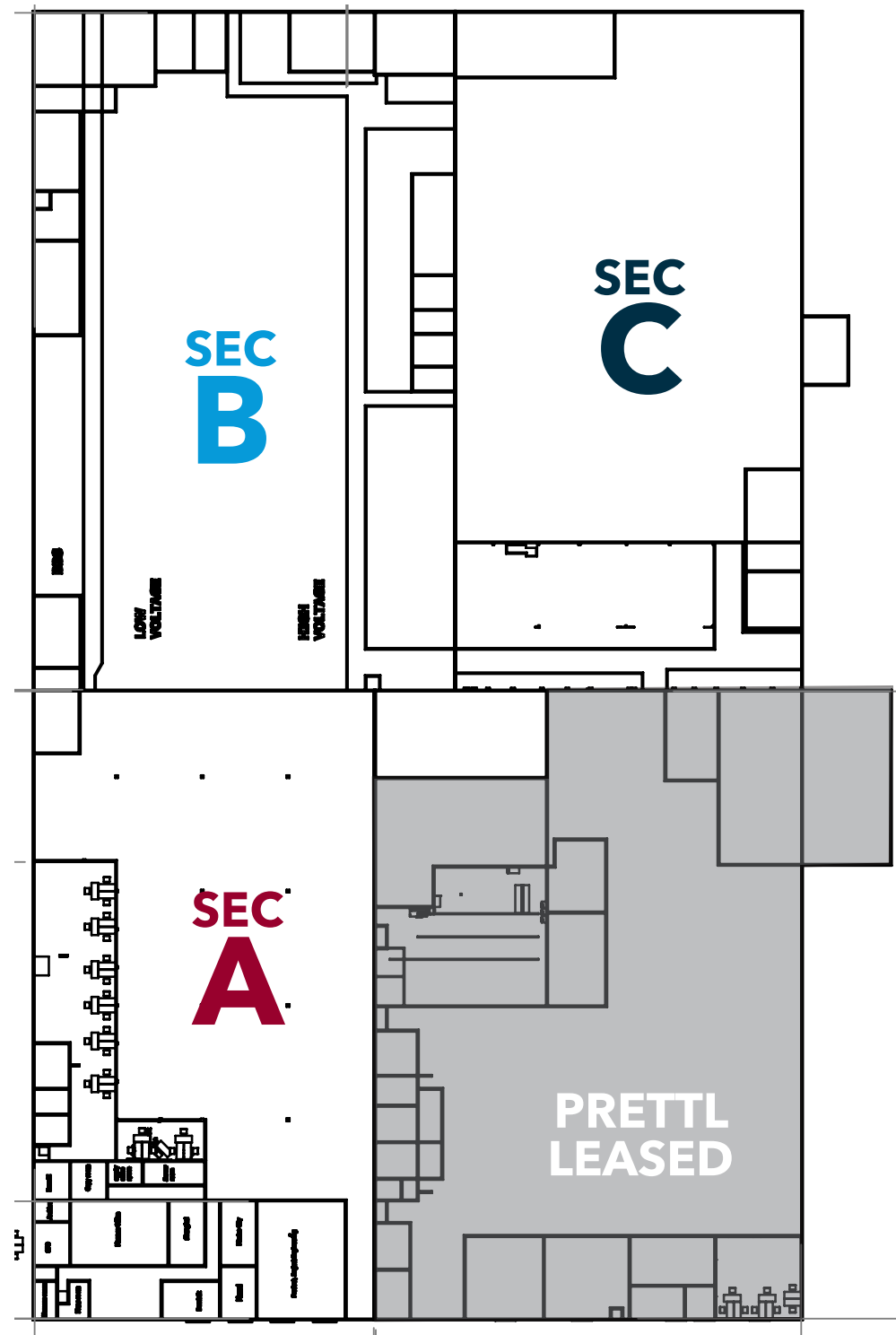
Dock 2: 8' x 10', Electric Roll-up, EOD

Dock 3: 8' x 10', Electric Roll-up, EOD, Seal

Dock 4: 8' x 10', Bumper, Seal, Electric Roll-up

GLD: 10' x 12'

Metal Halide Lighting

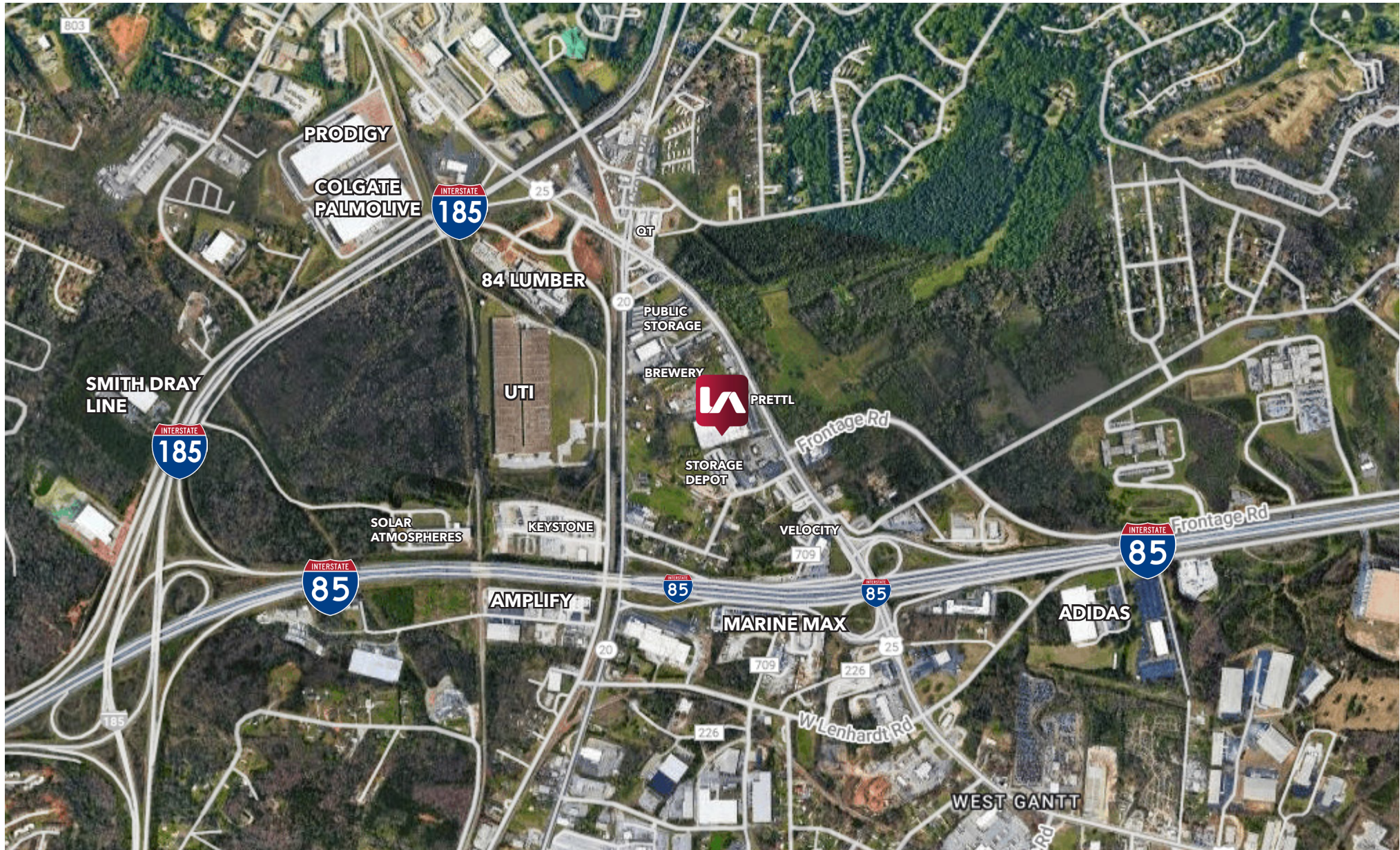


AVAILABLE

LEASED

PROPERTY OVERVIEW

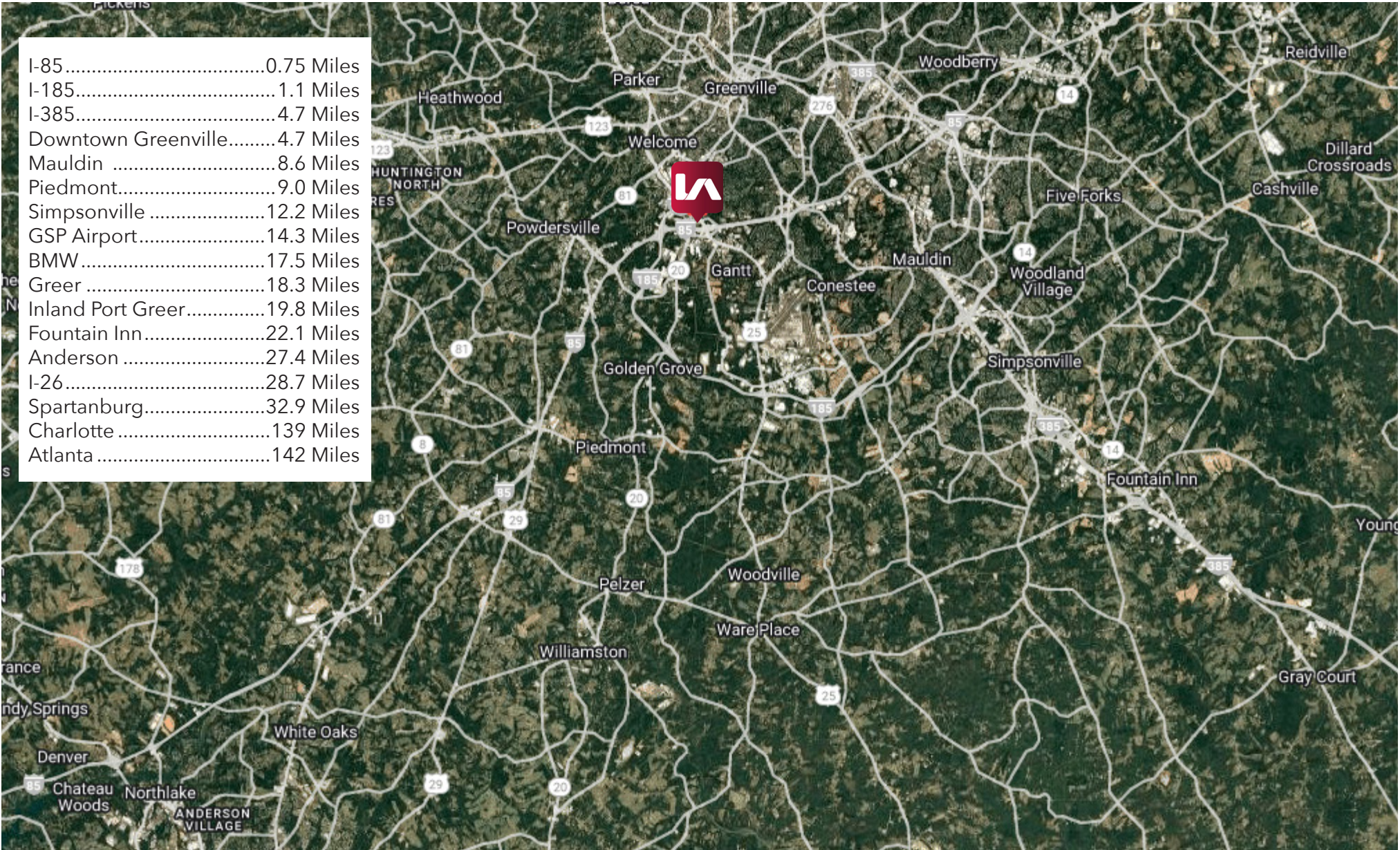
LOCATION MAP



PROPERTY OVERVIEW

LOCATION MAP | DISTANCE TRACKER

I-85	0.75 Miles
I-185.....	1.1 Miles
I-385.....	4.7 Miles
Downtown Greenville.....	4.7 Miles
Mauldin	8.6 Miles
Piedmont.....	9.0 Miles
Simpsonville	12.2 Miles
GSP Airport.....	14.3 Miles
BMW	17.5 Miles
Greer	18.3 Miles
Inland Port Greer.....	19.8 Miles
Fountain Inn.....	22.1 Miles
Anderson	27.4 Miles
I-26.....	28.7 Miles
Spartanburg.....	32.9 Miles
Charlotte	139 Miles
Atlanta	142 Miles



PROPERTY OVERVIEW

PROPERTY PHOTOS





LEARN MORE
GIVE US A CALL



Randall Bentley, SIOR, CCIM
President/ Managing Principal
864.444.2842
rbentley@lee-associates.com



Micah Williams
Senior Associate
864.477.0455
mwilliams@lee-associates.com

For Lease or Sale
Asking Rate: \$5.95/SF
Sales Price: Call Broker